



Grade 1 Weekly Plan

Oct 6-Oct 10

SPECIAL ANNOUNCEMENTS

Aseel's Weekly Message:

Give your kids daily chores to do and help them understand the importance of their roles and taking responsibility. Instill in them the example of the Prophet (PBUH) when he said: "The best of you is he who is best to his family, and I am the best among you to my family"

Please check your emails and your child's backpack daily 😊

Remember to:

Log in to Raz-Kids at home to practice reading.

Log in to IXL at home to practice math and ELA concepts.

Please access the 'Resources' section of this document and click on the blue links so that your child may practice the relevant skills daily. Homework is posted weekly on Seesaw. Please also access Raz-Kids and IXL to practice reading and concepts being taught in class.

Behaviour Think Sheets: please make sure to sign and return any behaviour think sheets that are sent home with your child the following day to the BC Homeroom Teacher. Please see the form on the think sheet and fill out accordingly. We appreciate you taking the time to read the teacher's comments and support your child with reflecting on their behaviour at home. Teacher's will send an email to inform parents if there is a Think Sheet being sent home with your child.

's Think Sheet

Date: _____

I can think about my choices and how they affect ME and others.

What I chose to do:

kick	hit	push	bite	talk or scream
run	not work	pinch	use unkind words	throw something

It made _____ feel:

happy	sad	mad	scared	frustrated

Next time I can choose to:

have SAFE feet	have SAFE hands	use kind words	listen and not talk during instruction	ask for a calm break
say "I need space."	ask someone to "Please stop."	follow directions	stay in my work area	say, "I don't understand."

When I make a positive choice like that:































others will want to be with me	others will feel good around me	others want to play with me	people will know that I am kind	I will feel proud of myself

Date	
Teacher's Comment	
Parent Signature	
Date Signed	
We have discussed this at home	<input type="checkbox"/> Yes <input type="checkbox"/> No
I am ready to make better choices	<input type="checkbox"/> Yes <input type="checkbox"/> No
Date Returned to Teacher	

Assessments

Thursday, Oct 10th: Math Cumulative: Patterns, Number Sense
Thursday, Oct 10th: Sight Word List 1A Spelling Test

Subject	Learning Objective	Resources
<p>Phonics</p>	<p>The students will view and practice sound cards.</p> <p>Sounds this week: /h/r/m/d/</p> <p>Sight Word List 1A *Spelling Test Oct 10th List 1A. Please make sure your child practices spelling and writing the 10 words orally and on paper.*</p>	<p>Sound Card Video</p> <p>Jolly Phonics Book 1</p>
<p>Reading</p>	<p>Over the next few weeks, the students will continue listening to Read Alouds and begin to understand characteristics of a good reader and story elements.</p> <p>Read Aloud Options Week 5: Chester's Way Week 6: David's Drawings Week 7: Lily's Big Day Week 8: Elizabeth's School</p> <p>Plus teacher's choice of Read Aloud</p> <p>Letter ID & Letter Sound Assessments PM Assessments</p> <p>Vocabulary: "Good Readers", concepts of print, front cover, back cover, spine, words,</p>	<p>Raz-Kids</p> <p>Reading Strategies Animals</p>

	<p>spaces, sentences, characters, setting, problem,solution</p>											
<p>Writing</p>	<p>Picture prompt writing 5 STAR sentences Parts of Speech: Nouns, Verbs, Adjectives</p> <p>Term 1 School Wide Write: Picture Prompt Writing</p> <p>Ongoing: 5 Star Writing</p> <div style="border: 1px solid black; padding: 5px; text-align: center;"> <p>5 Star Writing</p> <table border="1" style="width: 100%; border-collapse: collapse;"> <tr> <td style="text-align: center; width: 15%;"></td> <td>Capital letter to start my sentence. </td> </tr> <tr> <td style="text-align: center;"></td> <td>Punctuation to end my sentence. Where is the dog?</td> </tr> <tr> <td style="text-align: center;"></td> <td>Use finger spaces. The dog is brown. </td> </tr> <tr> <td style="text-align: center;"></td> <td>Use neat handwriting & phonemic spelling. Kk </td> </tr> <tr> <td style="text-align: center;"></td> <td>My sentence makes sense. </td> </tr> </table> </div>		Capital letter to start my sentence. 		Punctuation to end my sentence. Where is the dog? 		Use finger spaces. The dog is brown. 		Use neat handwriting & phonemic spelling. Kk 		My sentence makes sense. 	<p>Grammar Book</p> <p>What is a noun?</p> <p>What is a verb?</p> <p>What is an adjective?</p>
	Capital letter to start my sentence. 											
	Punctuation to end my sentence. Where is the dog? 											
	Use finger spaces. The dog is brown. 											
	Use neat handwriting & phonemic spelling. Kk 											
	My sentence makes sense. 											
<p>Math</p>	<p>Students will continue to learn about:</p> <p>Number Sense How many more How many fewer Comparing within 10</p>	<p>Counting to 100</p> <p>Numbers in the teens</p> <p>Jump Math 1.1</p> <p>IXL</p>										
<p>Socials/ Science</p>	<p>The students will learn about living and nonliving things.</p>											